

# Socket Set

**4012MR**

**4012SR**

**4512MR**

**4512SR**

**1/2"**

Metal case size (mm) :  
445 x 135 x 50 (0.106 cuft)



4012MR / 4512MR



4012SR / 4512SR

**14**  
PC.

KT NO.	Contents		Kg 3.50	1/6
4012MR	 4330MR	10, 11, 12, 13, 14, 17, 19, 21, 22, 24	 463021R	
4512MR	 4335MR		 463521R	
4012SR	 4330SR	3/8, 7/16, 15/32, 1/2, 9/16, 11/16, 3/4, 13/16, 7/8, 15/16	 463021R	
4512SR	 4335SR		 463521R	

**4016SR**

**4516MR**

**4516SR**

**1/2"**

Metal case size (mm) :  
370 x 150 x 54 (0.105 cuft)



4516MR



4016SR / 4516SR

**16**  
PC.






KT NO.	Contents		Kg 3.68	1/6
4016SR	 4330SR	3/8, 7/16, 1/2, 9/16, 5/8, 11/16, 3/4, 13/16, 7/8, 15/16, 1-1/16	 463021R	 4791R 
4516MR	 4335MR	10, 11, 12, 13, 14, 17, 19, 21, 23, 24, 27	 463521R	
4516SR	 4335SR	3/8, 7/16, 15/32, 1/2, 9/16, 5/8, 3/4, 13/16, 15/16, 1, 1-1/16	 463521R	

**4220MR**

**4320MR**

**1/2"**

Metal case size (mm) :  
445 x 135 x 50 (0.106 cuft)

KT NO.	Contents		Kg 3.83	1/6
4220MR	 4330MR	8, 9, 10, 11, 12, 13, 14, 15, 16, 17, 18, 19, 21, 22, 24, 27		
4320MR	 4335MR		 4251-05R 	



**20**  
PC.